



Basic sauna rooms are available in five types. Above the Basic 2020 Corner sauna room.

Basic sauna rooms

Basic is a new and series of sauna rooms available in five types; 1616, 2016, 2016 corner, 2020 and 2020 corner. See layouts on opposite side for more information. Basic sauna rooms are developed for the price conscious and every part has been designed with one objective - to offer a functional sauna room to a low price.

THE BASIC PACKAGE INCLUDES:

Thermally insulated wall and ceiling sections with spruce panelling
Door section Basic • Interior fittings in aspen • Aluminium floor frame
Corner/ceiling mouldings • Air vents • Assembly hardware



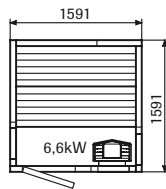
Interior in aspen and spruce panelling .

Here you have layouts of all our Basic sauna rooms. You can see sizes, the correct location of the sauna heater and the layout of the interior fittings. All Basic sauna rooms can be installed mirror fashion. For the clarity we also indicate the optimum heater output for each of the rooms.

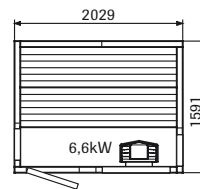
Basic

(External roof height 2010 mm for all models)

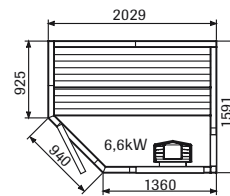
1616



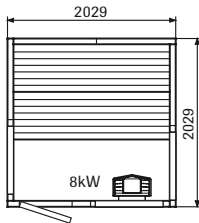
2016



2016 Corner



2020



2020 Corner

